


# I Can Be A Parking Lot Safety S.T.A.R.



Copyright Connecting  
for Kids of Westlake,  
Ohio, 2016-2019.  
connectingforkids.org

© Connecting for Kids, 2019

Parking lots and driveways can be dangerous  
places for kids. We are small and it is hard for  
drivers to see us.



© Connecting for Kids, 2019

We can keep safe by being a parking lot safety STAR. Let's learn how!



© Connecting for Kids, 2019

S is for STOP! As soon as you get out of the car, stop and stand still.




© Connecting for Kids, 2019

T is for TOUCH. Touch the star on your car magnet (or another safe place that your grown-up shows you). Keep your hand there!

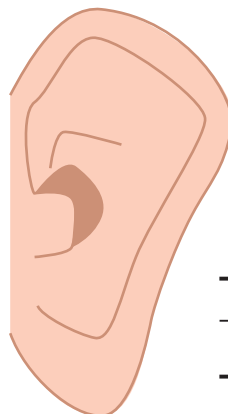


© Connecting for Kids, 2019

A is for ATTENTION. Pay attention and look at the cars around you. Listen to your grown-up.



Look



Listen

© Connecting for Kids, 2019

R is for READY! Wait for your grown-up to tell you it's time to go. Then take his or her hand and go.



© Connecting for Kids, 2019

Now you know how to be a parking lot safety STAR.  
Can you remember all the letters?

- ★ STOP
- ★ TOUCH
- ★ ATTENTION
- ★ READY

© Connecting for Kids, 2019

Practice writing your STAR steps here:

Stop

Attention

Touch

Ready

© Connecting for Kids, 2019

Draw yourself being a parking lot safety STAR!

© Connecting for Kids, 2019